

F|W|B

Floors | Walls | Bathrooms

# LASTRA



LAFENZA  
TILE WITH STYLE

# LASTRA

MINIMAL HITECH  
PER ECCELLENZA,  
PERFETTO IN TUTTI  
GLI AMBIENTI CHE  
CERCANO UN'ANIMA.  
LASTRA ESALTA OGNI  
SUPERFICIE GRAZIE A  
4 COLORI CLASSICI E  
NATURALI UNITI A UNA  
GAMMA DECORATIVA DI  
GRANDE EFFETTO. TRA  
MOSAICI, DISLIVELLI,  
TESSERE, INSERTI E  
L'AFFASCINANTE MIX  
COMPOSITIVO CON LA  
NUOVA COLLEZIONE  
LAMIERA.

MINIMAL HI-TECH  
EXCELLENCE FOR  
ALL ENVIRONMENTS  
LOOKING FOR SOUL.  
LASTRA ENHANCES ALL  
SURFACES THANKS TO 4  
CLASSIC AND NATURAL  
COLOURS AND A STRIKING  
DECORATIVE RANGE.  
THE NEW LAMIERA  
COLLECTION PROVIDES  
A CAPTIVATING  
COMPOSITIONAL  
MIX WITH MOSAICS,  
DIFFERENCES IN LEVEL,  
TESSERAE AND INSERTS.





LAMIERA 36T - LAMIERA 36T 1 - LAMIERA 36T 2 - LASTRA 49B





LASTRA R12G







LAMIERA 12G - LASTRA 36A 1 - LASTRA 60A





LAMIERA 60T LP - LASTRA 12B - QUADRATO 1






| A                | code           | info |
|------------------|----------------|------|
|                  | LAISTRA 12A    | 10,5 |
| 60x120 - 24"x48" | LAISTRA R12A   |      |
|                  | LAISTRA 49A    | 10,5 |
| 45x90 - 18"x36"  |                |      |
|                  | LAISTRA 45A    | 9,5  |
| 45x45 - 18"x18"  |                |      |
|                  | LAISTRA 60A    | 10,5 |
| 60x60 - 24"x24"  |                |      |
|                  | LAISTRA 36A    | 10,5 |
| 30x60 - 12"x24"  | LAISTRA R36A   |      |
|                  | MK.LAISTRA 30A |      |
| 30x30 - 12"x12"  |                |      |




LAISTRA 36A 1 △  
30x60 - 12"x24"



LAISTRA 36A 2 △  
30x60 - 12"x24"




| B                | code           | info |
|------------------|----------------|------|
|                  | LAISTRA 12B    | 10,5 |
| 60x120 - 24"x48" | LAISTRA R12B   |      |
|                  | LAISTRA 49B    | 10,5 |
| 45x90 - 18"x36"  |                |      |
|                  | LAISTRA 45B    | 9,5  |
| 45x45 - 18"x18"  |                |      |
|                  | LAISTRA 60B    | 10,5 |
| 60x60 - 24"x24"  |                |      |
|                  | LAISTRA 36B    | 10,5 |
| 30x60 - 12"x24"  | LAISTRA R36B   |      |
|                  | MK.LAISTRA 30B |      |
| 30x30 - 12"x12"  |                |      |



LAISTRA 36B 1 △  
30x60 - 12"x24"



LAISTRA 36B 2 △  
30x60 - 12"x24"



QUADRATO 1 △  
30x60 - 12"x24"







| G                | code           | info |
|------------------|----------------|------|
|                  | LA STRA 12G    | 10,5 |
| 60x120 - 24"x48" | LA STRA R12G   |      |
|                  | LA STRA 49G    | 10,5 |
| 45x90 - 18"x36"  |                |      |
|                  | LA STRA 45G    | 9,5  |
| 45x45 - 18"x18"  |                |      |
|                  | LA STRA 60G    | 10,5 |
| 60x60 - 24"x24"  |                |      |
|                  | LA STRA 36G    | 10,5 |
| 30x60 - 12"x24"  | LA STRA R36G   |      |
|                  | MK.LA STRA 30G |      |
| 30x30 - 12"x12"  |                |      |



LA STRA 36G 1 △  
30x60 - 12"x24"




LA STRA 36G 2 △  
30x60 - 12"x24"




QUADRATO 2 △  
30x60 - 12"x24"


| DG               | code            | info |
|------------------|-----------------|------|
|                  | LA STRA 12DG    | 10,5 |
| 60x120 - 24"x48" | LA STRA R12DG   |      |
|                  | LA STRA 49DG    | 10,5 |
| 45x90 - 18"x36"  |                 |      |
|                  | LA STRA 45DG    | 9,5  |
| 45x45 - 18"x18"  |                 |      |
|                  | LA STRA 60DG    | 10,5 |
| 60x60 - 24"x24"  |                 |      |
|                  | LA STRA 36DG    | 10,5 |
| 30x60 - 12"x24"  | LA STRA R36DG   |      |
|                  | MK.LA STRA 30DG |      |
| 30x30 - 12"x12"  |                 |      |



LA STRA 36DG 1 △  
30x60 - 12"x24"



LA STRA 36DG 2 △  
30x60 - 12"x24"








# LASTRA

## GRES PORCELLANATO

PORCELAIN TILE

ISO 13006 - G - BLA GL (E ≤ 0,5%) UNI EN 14411 - G



|                       |  |   | A                                | B                                | G                                | DG                                 |
|-----------------------|--|---|----------------------------------|----------------------------------|----------------------------------|------------------------------------|
| 9,5x45<br>3.7"x18"    |  | △ | LASTRA BT 45A                    | LASTRA BT 45B                    | LASTRA BT 45G                    | LASTRA BT 45DG                     |
| 9,5x60<br>3.7"x24"    |  | △ | LASTRA BT 60A                    | LASTRA BT 60B                    | LASTRA BT 60G                    | LASTRA BT 60DG                     |
| 30x60<br>12"x24"      |  | △ | LASTRA S R60A                    | LASTRA S R60B                    | LASTRA S R60G                    | LASTRA S R60DG                     |
| 120x32,5<br>48"x12.8" |  | △ | LASTRA G120A                     | LASTRA G120B                     | LASTRA G120G                     | LASTRA G120DG                      |
| 120x32,5<br>48"x12.8" |  | △ | LASTRA A120ADX<br>LASTRA A120ASX | LASTRA A120BDX<br>LASTRA A120BSX | LASTRA A120GDX<br>LASTRA A120GSX | LASTRA A120DGDX<br>LASTRA A120DGSX |















|          | DIN 51130<br>(R) | DIN 51097<br>(A+B+C) | BCR REP. CEC<br>6/81 |      | DM 14/6/89<br>N. 236 |      | PENDULUM<br>TEST B5<br>(INGLESE) | PENDULUM<br>TEST AS/NZS<br>4856:2004<br>(AUSTRALIANO) | PENDULUM<br>TEST UNE ENV<br>12633:2003<br>(SPAGNOLO) | BOT 3000<br>(DCOF) |
|----------|------------------|----------------------|----------------------|------|----------------------|------|----------------------------------|---|--|--------------------|
|          |                  |                      | g.a.                 | g.b. | c.a.                 | g.b. |                                  |   |  |                    |
| LASTRA   | R9               | A                    | >0,4                 | >0,4 | >0,4                 | >0,4 | -                                | -   | 1  | >0,42              |
| LASTRA R | R11              | A+B                  | >0,4                 | >0,4 | >0,4                 | >0,4 | >36                              | >35   | 2  | >0,42              |



## CARATTERISTICHE TECNICHE SPECIFICHE GRES PORCELLANATO

### TECHNICAL FEATURES SPECIFICATIONS

ISO 13006 - G - BLA GL (E ≤ 0,5%) UNI EN 14411 - G

| CARATTERISTICA SPECIFICATION  | METODO DI PROVA TEST METHODS | REQUISITI PREVISTI DALLA NORMA REQUIREMENTS IN ACCORDANCE TO THE STANDARDS                                 | VALORE MEDIO IMOLA CERAMICA IMOLA CERAMICA AVERAGE VALUE |
|---|------------------------------|--|--|
|  DIMENSIONI E ASPETTO DIMENSIONS AND APPEARANCE  | ISO 10545-2                  | PROSPETTO G.1 PROSPECT G.1   | CONFORME COMPLIANT                                       |
|  ASSORBIMENTO D'ACQUA WATER ABSORPTION   | ISO 10545-3                  | ≤ 0,5%   | ≤ 0,1%   |
|  RESISTENZA A FLESSIONE FLEXURAL RESISTANCE  | ISO 10545-4                  | min. 35 N/mm <sup>2</sup>  | > 45 N/mm <sup>2</sup>                                   |
|  SFORZO DI ROTTURA MODULUS OF RUPTURE  |                              | SPESSORE - THICKNESS ≥ 7,5 mm: min. 700 N  | SPESSORE* THICKNESS*                                     |
|  RESISTENZA ALL'ABRASIONE PROFONDA DEEP ABRASION RESISTANCE  | ISO 10545-6                  | ≤ 175 mm <sup>3</sup>  | < 140 mm <sup>3</sup>                                    |
|  RESISTENZA ALL'ABRASIONE SUPERFICIALE RESISTANCE TO SURFACE ABRASION  | ISO 10545-7                  | CLASSI 0-5 CLASSES 0-5   | COME INDICATO IN CATALOGO AS INDICATED IN THE CATALOGUE  |
|  COEFFICIENTE DILATAZIONE TERMICA LINEARE (α) LINEAR EXPANSION THERMIC COEFFICIENT                                | ISO 10545-8                  | METODO DISPONIBILE AVAILABLE ON REQUEST  | ≤ 7x10 <sup>-6</sup> °C <sup>-1</sup>                    |
|  RESISTENZA AGLI SBALZI TERMICI RESISTANCE TO SUDDEN TEMPERATURE CHANGES   | ISO 10545-9                  | METODO DISPONIBILE AVAILABLE ON REQUEST  | RESISTE RESISTANT  |
|  RESISTENZA AL GELO FROST RESISTANCE   | ISO 10545-12                 | RICHIESTA ALWAYS TESTED  | RESISTE RESISTANT  |
|  PRODOTTI CHIMICI AD USO DOMESTICO ED ADDITIVI PER PISCINA HOUSEHOLD CHEMICALS AND SWIMMING POOL WATER CLEANSERS | ISO 10545-13                 | UGL min. UB  | UGL min. UB  |
|   |                              | GL min. GB   | GL min. GB   |
|  ACIDI ED ALCALI A BASSA CONCENTRAZIONE ACIDS AND LOW CONCENTRATION ALKALIS                                      | ISO 10545-13                 | UGL DA ULA, ULB A ULC FROM ULA, ULB TO ULC   | UGL DA ULA, ULB A ULC FROM ULA, ULB TO ULC               |
|   |                              | GL DA GLA, GLB A GLC FROM GLA, GLB TO GLC  | GL DA GLA, GLB A GLC FROM GLA, GLB TO GLC                |
|  ACIDI ED ALCALI AD ALTA CONCENTRAZIONE ACIDS AND HIGH CONCENTRATION ALKALIS                                     |                              | METODO DISPONIBILE AVAILABLE ON REQUEST  | METODO DISPONIBILE AVAILABLE ON REQUEST                  |
|  RESISTENZA ALLE MACCHIE STAIN RESISTANCE  | ISO 10545-14                 | METODO DISPONIBILE AVAILABLE ON REQUEST  | min. 3   |
|  STABILITÀ DEI COLORI ALLA LUCE COLOUR STABILITY TO LIGHT  | DIN 51094                    | NON DEVONO PRESENTARE APPREZZABILI VARIAZIONI DI COLORE THEY DO NOT HAVE TO SHOW VISIBLE COLOUR ALTERATION | CONFORME COMPLIANT                                       |

\*SPESSORI RIFERITI AL FORMATO 20x20 - THICKNESSES REFERRED TO 20x20 SIZE

\*\*SPESSORI RIFERITI AL FORMATO 60x60 - THICKNESSES REFERRED TO 60x60 SIZE

### INDICAZIONI D'USO

INDICATIONS FOR USE

 **PAVIMENTO**  
FLOOR TILES

 **RIVESTIMENTO**  
WALL TILES

### DESTINAZIONI D'USO

SUGGESTED APPLICATIONS

 **ABITAZIONI**  
DOMESTIC PURPOSE

 **ESTERNI**  
OUTDOOR FLOOR

 **COMMERCIALE LEGGERO**  
TILES FOR LIGHT COMMERCIAL

### STRUTTURA

STRUCTURE

 **STRUTTURATO**  
SLATE CUT

### FINITURA

FINISH

 **NATURALE**  
NATURAL

### ASPETTO SUPERFICIALE

FINISH

 **OPACO**  
MATT

### BORDO

EDGE

 **RETTIFICATO MONOCALIBRO**  
MONOCALIBER, RECTIFIED

### STONALIZZAZIONE

SHADE VARIATION

### V3



### CARATTERISTICHE DI VENDITA

SALES CHARACTERISTICS

 **Prodotto venduto al pezzo.**  
Product sold per item

**Tutti i nostri prodotti, sia al mq che al pezzo, sono venduti unicamente a scatola completa.**  
All our products are sold only in complete boxes, whether the unit of measure is per item or per square metre.





**L A F A E N Z A**  
TILE WITH STYLE

LAFENZACERAMICA.IT

---

A brand of  
**Cooperativa Ceramica D'Imola S.c.**

Via V. Veneto, 13  
40026 Imola (BO) Italia  
Tel. +39 0542 601601  
Fax + 39 0542 31749

---