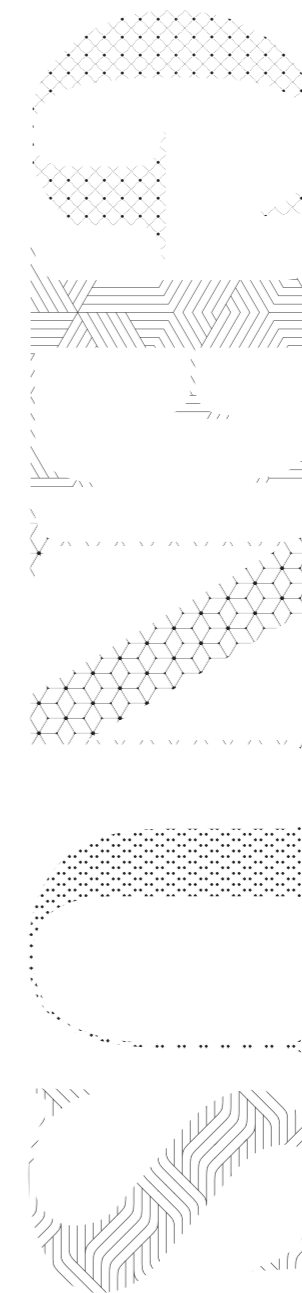




imolaceramica.it



genus

l'evoluzione dello stile



A brand of
Cooperativa Ceramica d'Imola S.c.

Via V. Veneto, 13
40026 Imola (BO) Italia
Tel. +39 0542 601601
Fax +39 0542 31749



genus.
style evolution

Un nome che si rifà alla lingua latina per rimarcare al meglio la genesi creativa della collezione.

Genus, come germe, come origine, come nuova evoluzione.

Dall'amore di Imola per la ricerca sui materiali nasce Genus, un grès porcellanato che si ispira al marmo ma va ben oltre il concetto di riproduzione fedele del modello naturale, proponendo suggestive e inedite contaminazioni con la pietra.

The Latin name emphasises the creative origin of the collection. Genus, meaning seed, origin, new development.

From Imola's passion for research into materials, we bring you Genus, a porcelain inspired by marble but far more than a faithful reproduction of the natural model. It offers impressive new versions with the appearance of stone.

Genus Gold: tre formati di più ampio respiro per proporre un design esclusivo e raffinato anche nelle ambientazioni di maggiore rilevanza, sia dal punto di vista delle dimensioni sia da quello delle ambizioni.

Genus Gold: three larger sizes for an exclusive, sophisticated design even in settings that have an extra something, in terms of both size and ambition.



GENUS GOLD

N/W/B

120x120/60x120/60x60

48"x48"/24"x48"/24"x24"



MK.GNSG BN



GNSG 120N RM - GNSG 120N LP - MK.GNSG BN



GNSG 120N RM

Genus Gold

Black



GNSG DK 60N LP / GNSG 12N LP





MK.GNSG B



GNSG 120B RM / GNSG 12B RM / GNSG L1 1.5X120



GNSG 120W LP / GNSG 120N LP / MK.GNSG N



GNSG 120W LP



GNSG 120W LP / MK.GNSG N



Genus Home: più di una pietra, più di un marmo.

Tre colori che spaziano dall'affinità col marmo più pregiato a contaminazione sempre più marcate con la pietra.

Genus Home: more than a stone, more than a marble. Three colours ranging from a similarity to the most precious marble to versions increasingly resembling stone.



GENUS HOME

B/W/N

75x75/60x60/30x60

30"x30"/24"x24"/12"x24"



GNSH 36MSB RM



GNSH 60B RM / MK.GNSH 30B / GNSH RB60B RM



MK.GNSH 30B



GNSH 60B RM



GNSH RB60B RM / GNSH 60B RM / MK.GNSH 30B



GNSH 75W RM / GNSH L 2X75W RM / GNSH T 2X2 N RM



GNSH 75W RM / GNSH L 2X75W RM / GNSH T 2X2 N RM





GNSH 75N RM / MK.GNSG WN / GNS 27N RM



GNSH 75N RM / MK.GNSG WN / GNS 27N RM





GNS 27N RM / MK.GNSG WN






GNS2 DK 27B RM



GNS 27W RM / GNS1 DK 27W RM / GNSH 75W RM



GNS1 27W RM



GNS1 DK 27W RM / GNS 27W RM




GOLD B



HOME B



GNSG DK 60B LP
60X60-24"X24"




MK.GNSG BN
30X30-12"X12"

GNSG L1 1.5X120
1,5X120-0.6"X48"



120X120-48"X48"



60X120-24"X48"



60X60-24"X24"



30X30-12"X12"



GNSG 120B RM

GNSG 12B RM


GNSG 60B RM

MK.GNSG B

GNSG 120B LP

GNSG 12B LP

GNSG 60B LP



GNSH L 2X75B RM
2X75-0.8"X30"

GNSH T 2X2 B RM
2X2-0.8"X0.8"



75X75-30"X30"



60X60-24"X24"



30X60-12"X24"



30X60 MS-12"X24"
(15X60-5X60-10X60)



30X30-12"X12"



GNSH 75B RM

GNSH 60B RM

GNSH 36B RM

GNSH 36MSB RM

MK.GNSH 30B

GNSH RB60B RM

GNSH RB36B RM

GENUS


GRES PORCELLANATO A TUTTO SPESSORE / FULL BODY PORCELAIN TILE
 ISO 13006 - G - Bia UGL (E ≤ 0,5%) UNI EN 14411 - G



GOLD W



GNSG DK 60W LP
 60X60-24"X24"




MK.GNSG WN
 30X30-12"X12"

GNSG L2 1.5X120
 1,5X120-0.6"X48"



120X120-48"X48"



60X120-24"X48"



60X60-24"X24"



30X30-12"X12"



GNSG 120W RM

GNSG 12W RM

GNSG 60W RM

MK.GNSG W

GNSG 120W LP


GNSG 12W LP

GNSG 60W LP

GENUS



HOME W




GNSH L 2X75W RM
 2X75-0.8"X30"

GNSH T 2X2 W RM
 2X2-0.8"X0.8"



75X75-30"X30"



60X60-24"X24"



30X60-12"X24"



30X60 MS-12"X24"
 (15X60-5X60-10X60)



30X30-12"X12"



GNSH 75W RM

GNSH 60W RM


GNSH 36W RM

GNSH 36MSW RM


MK.GNSH 30W

GNSH RB60W RM


GNSH RB36W RM




GOLD N



GNSG DK 60N LP
60X60-24"X24"



MK.GNSG BN
30X30-12"X12"



MK.GNSG WN
30X30-12"X12"

GNSG L3 1.5X120
1,5X120-0.6"X48"



120X120-48"X48"



60X120-24"X48"



60X60-24"X24"



30X30-12"X12"



GNSG 120N RM

GNSG 12N RM

GNSG 60N RM

MK.GNSG N

GNSG 120N LP

GNSG 12N LP

GNSG 60N LP

GOLD



RM V2



10,5



HOME



RM V3




10




HOME N

GNSH L 2X75N RM
2X75-0.8"X30"

GNSH T 2X2 N RM
2X2-0.8"X0.8"



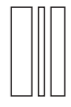
75X75-30"X30"



60X60-24"X24"



30X60-12"X24"



30X60 MS-12"X24"
(15X60-5X60-10X60)



30X30-12"X12"



GNSH 75N RM

GNSH 60N RM

GNSH 36N RM

GNSH 36MSN RM

MK.GNSH 30N

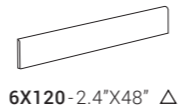
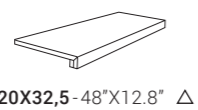
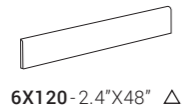
GNSH RB60N RM

GNSH RB36N RM

GRES PORCELLANATO A TUTTO SPESSORE / FULL BODY PORCELAIN TILE
ISO 13006 - G - Bla UGL (E ≤ 0,5%) UNI EN 14411 - G

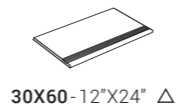
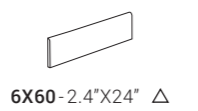
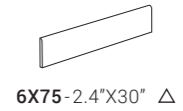
CARATTERISTICHE TECNICHE GRES PORCELLANATO / TECHNICAL SPECIFICATIONS PORCELAIN STONEWARE
UNI EN 14411 (ISO 13006) - Bla (appendice/appendix G)

PEZZI SPECIALI SPECIAL PIECES



GOLD B	GNSG BT120B	GNSG G120B
GOLD W	GNSG BT120W	GNSG G120W
GOLD N	GNSG BT120N	GNSG G120N

GOLD B	GNSG BT120B LP
GOLD W	GNSG BT120W LP
GOLD N	GNSG BT120N LP



HOME B	GNSH BT75B	GNSH BT60B
HOME W	GNSH BT75W	GNSH BT60W
HOME N	GNSH BT75N	GNSH BT60N

HOME B	GNSH S RB60B
HOME W	GNSH S RB60W
HOME N	GNSH S RB60N

CARATTERISTICHE TECNICHE SPECIFICHE TECHNICAL FEATURES SPECIFICATIONS

	DIN 51130 (R)	DIN 51097 (A+B+C)	BCR REP. CEC 6/81		DM 14/6/89 N. 236		PENDULUM TEST BS (INGLESE)	PENDULUM TEST AS/NZS 4856:2004 (AUSTRALIANO)	PENDULUM TEST UNE ENV 12633:2003 (SPAGNOLO)	BOT 3000 (DCOF)
			G.A.	G.B.	C.A.	G.B.				
GNSG	R9	A	>0.4	>0.4	>0.4	>0.4	>25	-	1	>0,42
GNSH	R9	A+B	>0.4	>0.4	>0.4	>0.4	>25	>25	1	>0,42
GNSH RB	R11	A+B	>0.4	>0.4	>0.4	>0.4	>36	>35	3	>0,42


CARATTERISTICA Specification	METODO DI PROVA Test methods	REQUISITI PREVISTI DALLA NORMA Requirements in accordance to the standards	VALORE MEDIO Average value
DIMENSIONI E ASPETTO DIMENSIONS AND APPEARANCE	ISO 10545-2	PROSPETTO G.1 PROSPECT G.1	CONFORME COMPLIANT
ASSORBIMENTO D'ACQUA WATER ABSORPTION	ISO 10545-3	≤0,5%	<0,1%
RESISTENZA A FLESSIONE FLEXURAL RESISTANCE		min./МИН 35 N/mm ²	>45 N/mm ²
SFORZO DI ROTTURA MODULUS OF RUPTURE	ISO 10545-4	SPESSORE / THICKNESS ≥7,5 mm: min. 700N	9 mm* 2500 N*
		SPESSORE / THICKNESS <7,5 mm: min. 1300 N	SPESSORE* THICKNESS* 10 mm* 3000 N*
			20 mm** 11000 N**
RESISTENZA ALL'ABRAZIONE PROFONDA DEEP ABRASION RESISTANCE	ISO 10545-6	≤175 mm ³	<140 mm ³
RESISTENZA ALL'ABRAZIONE SUPERFICIALE RESISTANCE TO SURFACE ABRASION	ISO 10545-7	CLASSI 0-5 CLASSES 0-5	COME INDICATO IN CATALOGO AS INDICATED IN THE CATALOGUE
COEFFICIENTE DILATAZIONE TERMICA LINEARE (α) LINEAR EXPANSION THERMIC COEFFICIENT	ISO 10545-8	METODO DISPONIBILE AVAILABLE ON REQUEST	≤7x10 ⁻⁶ °C ⁻¹
RESISTENZA AGLI SBALZI TERMICI RESISTANCE TO SUDDEN TEMPERATURE CHANGES	ISO 10545-9	METODO DISPONIBILE AVAILABLE ON REQUEST	RESISTE RESISTANT
RESISTENZA AL GELO FROST RESISTANCE	ISO 10545-12	RICHIESTA ALWAYS TESTED	RESISTE RESISTANT
PRODOTTI CHIMICI AD USO DOMESTICO ED ADDITIVI PER PISCINA HOUSEHOLD CHEMICALS AND SWIMMING POOL WATER CLEANSERS		min. B МИН. B	min. B МИН. B
ACIDI ED ALCALI A BASSA CONCENTRAZIONE ACIDS AND LOW CONCENTRATION ALKALIS	ISO 10545-13	DA LA, LB A LC FROM LA, LB TO LC	DA LA, LB A LC FROM LA, LB TO LC
ACIDI ED ALCALI AD ALTA CONCENTRAZIONE ACIDS AND HIGH CONCENTRATION ALKALIS		METODO DISPONIBILE AVAILABLE ON REQUEST	METODO DISPONIBILE AVAILABLE ON REQUEST
RESISTENZA ALLE MACCHIE UGL STAIN RESISTANCE UGL		METODO DISPONIBILE AVAILABLE ON REQUEST	METODO DISPONIBILE AVAILABLE ON REQUEST
RESISTENZA ALLE MACCHIE GL STAIN RESISTANCE GL	ISO 10545-14	min. 3 МИН. 3	min. 3 МИН. 3

* VALORI RIFERITI AL FORMATO 20X20 / VALUES REFERRED TO 20X20 SIZE
** VALORI RIFERITI AL FORMATO 60X60 / VALUES REFERRED TO 60X60 SIZE

BICOTTURA DA RIVESTIMENTO / DOUBLE-FIRED WALL TILE
 ISO 13006 - G - BIII GL (E ≥ 10%) UNI EN 14411 - L



GNS 27B RM
25X75-10*X30"




GNS1 27B RM
25X75-10*X30"



GNS2 27B RM
25X75-10*X30"



GNS DK 27B RM
25X75-10*X30" △




GNS1 DK 27B RM
25X75-10*X30" △



GNS2 DK 27B RM
25X75-10*X30" △



GNS 27W RM
25X75-10*X30"



GNS1 27W RM
25X75-10*X30"



GNS2 27W RM
25X75-10*X30"



GNS DK 27W RM
25X75-10*X30" △



GNS1 DK 27W RM
25X75-10*X30" △




GNS2 DK 27W RM
25X75-10*X30" △



GNS 27N RM
25X75-10*X30"



GNS1 27N RM
25X75-10*X30"



GNS2 27N RM
25X75-10*X30"



GNS DK 27N RM
25X75-10*X30" △



GNS1 DK 27N RM
25X75-10*X30" △











GNS2 DK 27N RM
25X75-10*X30" △

GENUS

CARATTERISTICHE TECNICHE BICOTTURA / DOUBLE FIRING TECHNICAL SPECIFICATIONS

UNI EN 14411 (ISO 13006) - Bill (appendice/appendix L)

CARATTERISTICA Specification	METODO DI PROVA Test methods	REQUISITI PREVISTI DALLA NORMA Requirements in accordance to the standards	VALORE MEDIO Average value
 DIMENSIONI E ASPETTO DIMENSIONS AND APPEARANCE	ISO 10545-2	PROSPETTO L1 PROSPECT L1	CONFORME COMPLIANT
 ASSORBIMENTO D'ACQUA WATER ABSORPTION	ISO 10545-3	> 10%	> 10%
 RESISTENZA A FLESSIONE FLEXURAL RESISTANCE		SPESSORE / THICKNESS ≥ 7,5 mm: min. 12 N/mm ²	> 17 N/mm ²
	ISO 10545-4	SPESSORE / THICKNESS < 7,5 mm: min. 15 N/mm ²	
 SFORZO DI ROTTURA MODULUS OF RUPTURE		SPESSORE / THICKNESS ≥ 7,5 mm: min. 600 N	CONFORME COMPLIANT
		SPESSORE / THICKNESS < 7,5 mm: min. 200 N	
 COEFFICIENTE DILATAZIONE TERMICA LINEARE (α) LINEAR EXPANSION THERMIC COEFFICIENT	ISO 10545-8	METODO DISPONIBILE AVAILABLE ON REQUEST	≤ 7x10 ⁻⁶ °C ⁻¹
 RESISTENZA AGLI SBALZI TERMICI RESISTANCE TO SUDDEN TEMPERATURE CHANGES	ISO 10545-9	METODO DISPONIBILE AVAILABLE ON REQUEST	RESISTE RESISTANT
RESISTENZA AL CAVILLO CRAZING RESISTANCE	ISO 10545-11	RICHIESTA ALWAYS TESTED	RESISTE RESISTANT
 PRODOTTI CHIMICI AD USO DOMESTICO ED ADDITIVI PER PISCINA HOUSEHOLD CHEMICALS AND SWIMMING POOL WATER CLEANSERS		min. B MIH. B	min. B MIH. B
ACIDI ED ALCALI A BASSA CONCENTRAZIONE ACIDS AND LOW CONCENTRATION ALKALIS	ISO 10545-13	METODO DISPONIBILE AVAILABLE ON REQUEST	METODO DISPONIBILE AVAILABLE ON REQUEST
ACIDI ED ALCALI AD ALTA CONCENTRAZIONE ACIDS AND HIGH CONCENTRATION ALKALIS		METODO DISPONIBILE AVAILABLE ON REQUEST	METODO DISPONIBILE AVAILABLE ON REQUEST
 RESISTENZA ALLE MACCHIE STAIN RESISTANCE	ISO 10545-14	min. 3 MIH. 3	min. 3 MIH. 3



GNS 27N RM / GNS DK 27N RM

SIMBOLOGIA

SYMBOLS

INDICAZIONI D'USO INDICATIONS FOR USE



Pavimento
Floor tiles

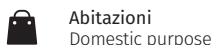


Rivestimento
Wall tiles

DESTINAZIONI D'USO SUGGESTED APPLICATIONS



Commerciale leggero
Light traffic area



Abitazioni
Domestic purpose



Commerciale
Retail



Esterni
Outdoor floor

SUPERFICI SURFACES

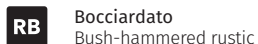
Struttura
Structure



Liscio
Flat




Strutturato
Slate cut



Bocciardato
Bush-hammered rustic

Finitura
Finish



Naturale
Natural



* Lappato
Honed

Aspetto superficiale Surface look



Opaco
Matt



* Lucido
Glossy

Bordo
Edge



Rettificato monocalibro
Monocaliber, rectified

STONALIZZAZIONE SHADE VARIATION



V2



V3

SPESSORE THICKNESS



10,5



10

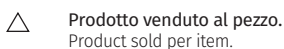


9,8



<http://evaluation.cstb.fr/fr/rechercher/produits-evalués/?prestations=qb32>

CARATTERISTICHE DI VENDITA SALES CHARACTERISTICS



Prodotto venduto al pezzo.
Product sold per item.

Tutti i nostri prodotti, sia al mq che al pezzo, sono venduti unicamente a scatola completa.
All our products are sold only in complete boxes, whether the unit of measure is per item or per square metre.

* Le superfici con finitura lappata lucida e levigata sono consigliate per qualsiasi tipo di rivestimento e per pavimenti residenziali o per superfici calpestabili che non hanno un diretto collegamento con l'esterno o che hanno accessi protetti da appositi stuoini. Come è noto tutte le superfici lucide subiscono con l'uso un naturale processo di opacizzazione. Nel caso dei materiali in gres porcellanato di Imola questo processo è più lento rispetto a qualsiasi altro materiale naturale lavorato a lucido come marmo, pietra, granito. / Surfaces with a honed and polished gloss finish are recommended for any kind of wall tile, residential floor or floors that are not directly connected with the outdoors or whose entrances are protected by mats. As is well known, all gloss surfaces naturally lose their shine over time. With Imola porcelain stoneware this process is slower than other honed natural materials like marble, granite or stone.